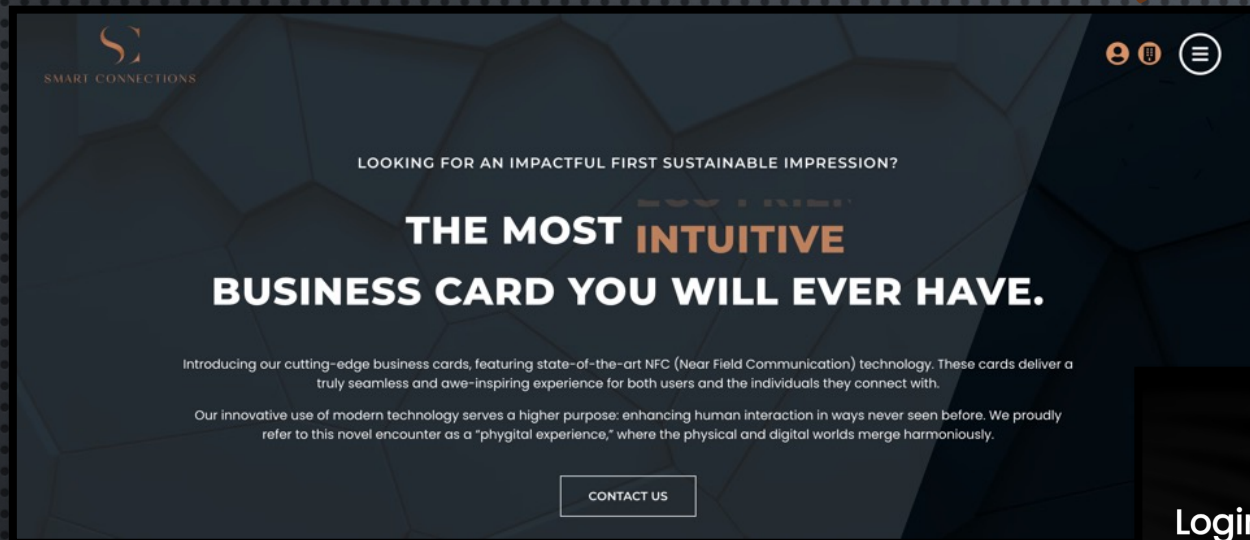




SMART CONNECTIONS

ENDUSER WEB APPLICATION TUTORIAL

GO TO WWW.SMARTCONNECTIONS.BE



Click on the icon in the top right corner and fill out your credentials (email address and password).

If you are connecting for the very first time, don't forget to do a **password reset** in order to program your own personal password.

A dark overlay containing a login form. The form has the following elements: a "Login" title, a "Please login to continue →" instruction, an "Email" label with a text input field containing "regis@smartconnections.be", a "Password" label with a text input field containing "....." and a toggle eye icon, a "Log in" button, and a "Forgot Password?" link circled in red.

*Connecting people in
a greener world*



Profiles Preview


Share Edit




Régis Birgel
Chief Connection Officer at Smart
Connections
Happy to connect! 🗨️

Lead Capture Direct

 | [tel:+32 479 544 958](tel:+32479544958)

 | regis@smartconnections.be

 | [linkedin.com/in/rbirgel](https://www.linkedin.com/in/rbirgel)

 Profile  Connections  Insights  Settings

You are now
connected with the
app and have access
to your personal
information in the main
screen.



ADD, CHANGE OR DELETE PERSONAL DETAILS IN YOUR PROFILE

Connecting people in a greener world

Régis Birgel
Chief Connection Officer at Smart Connections
Happy to connect! 🗨️

Lead Capture Direct


tel: +32 479 544 958
regis@smartconnections.be
linkedin.com/in/rbirgel

Profile Connections Insights Settings




Click on the <Edit> button and you will access all the editable fields with your personal information.





*Connecting people in
a greener world*



Personal Detail

First Name
Régis

Last Name
Birgel

Street Address
Jean Fobelaan 11

Apt, Suite, Bldg
Enter Apt, Suite, Bldg

Profile Connections Insights Settings

Access all the editable fields and add, change or delete your personal details and/or profile picture.

Save

Scroll down and don't forget to press <Save> when you're done with the editable fields. (otherwise your changes will be lost)

Job Title
Chief Connection Officer

Company
Smart Connections

Bio
Happy to connect! 🍷

Links

Phone Email LinkedIn

Website Add Link

Cancel Save

Profile Connections Insights Settings





Don't hesitate to add some social icons by pressing <+>.

If you want to delete an icon, just press the icon and then <Delete>

Job Title
Chief Connection Officer

Company
Smart Connections

Bio
Happy to connect! 🙌

Links

Phone Email LinkedIn

Website Add Link

Cancel Save

Profile Connections Insights Settings



RETURNING TO THE MAIN SCREEN

Connecting people in
a greener world

Régis Birgel
Chief Connection Officer at Smart
Connections
Happy to connect! 🗨️


Lead Capture Direct

📞 | tel:+32 479 544 958

✉️ | regis@smartconnections.be

🌐 | linkedin.com/in/rbirgel

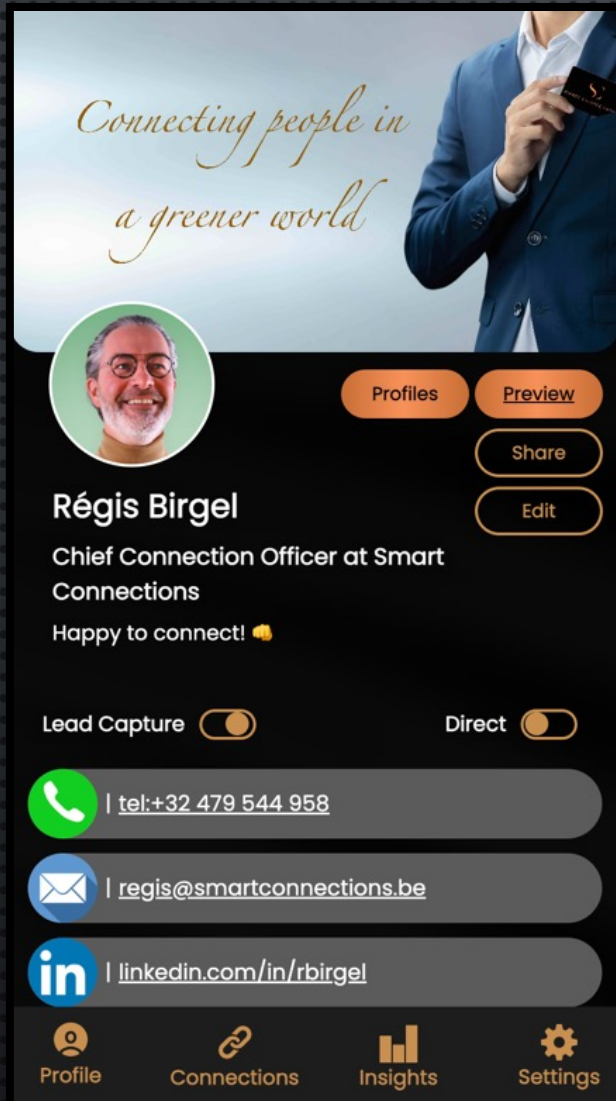
Profile | Connections | Insights | Settings



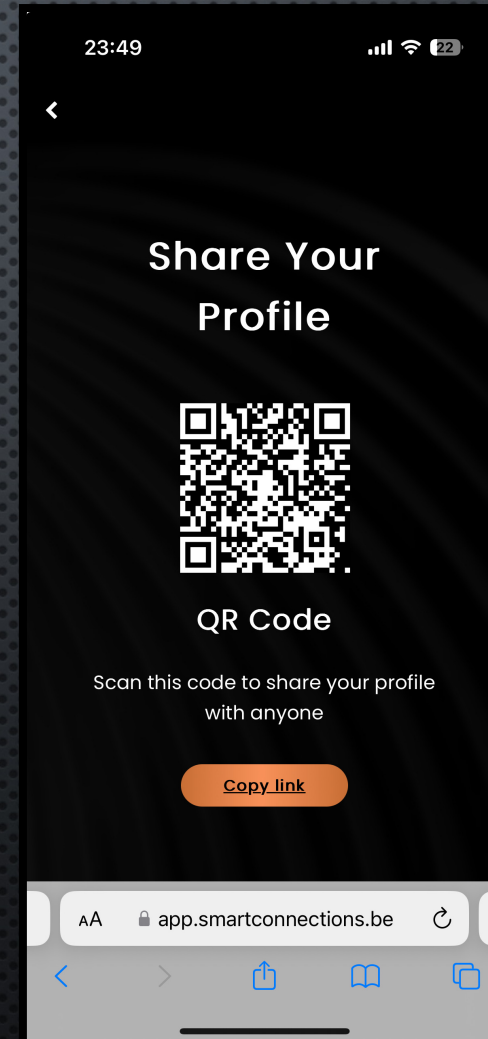
By clicking on
<Profile> in the
bottom of your
screen, you will
return to the
general overview.



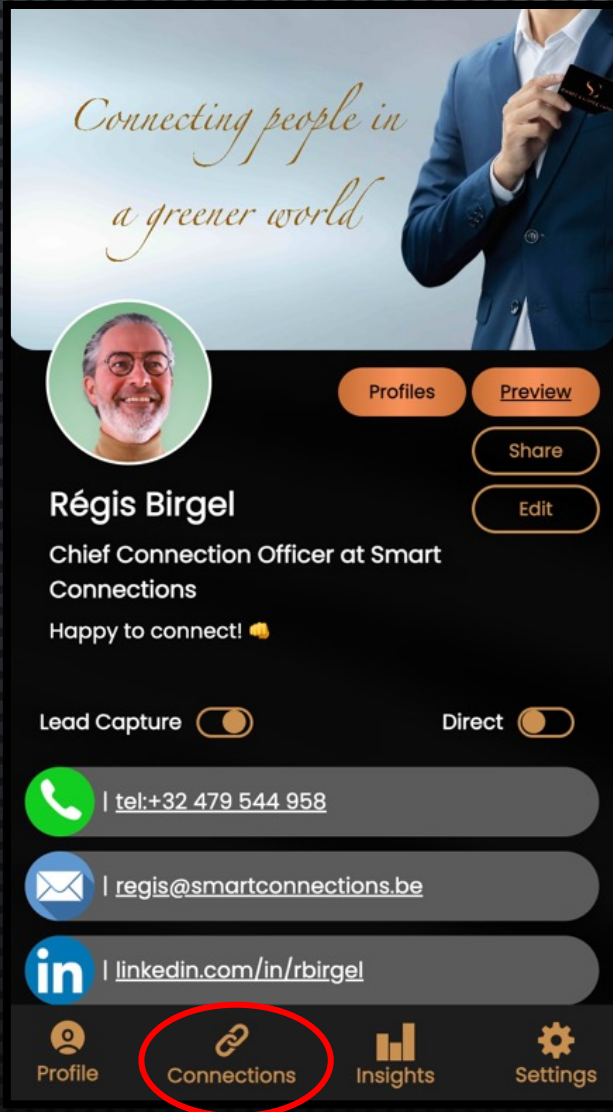
OTHER FUNCTIONALITIES IN YOUR PROFILE SCREEN



Clicking on <Share> will allow you to use a QR code instead of your business card if somehow you are facing a technical problem on the go.



MORE ADVANCED FEATURES



Lead Capture

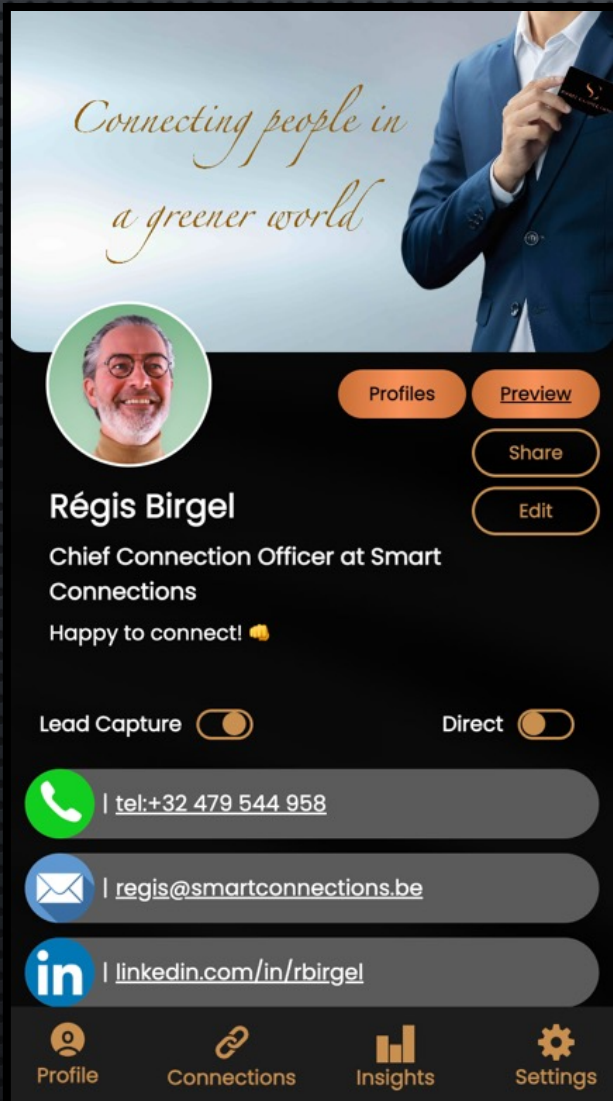
When toggling the <Lead Capture> button to the right, this will enable your contact to share his/her details and collect them right away in the app.

You will find these contact details in the 'Connections' section of the app.


From there you will also be able to create categories to group your contacts. This will also allow you to send a personalized email to all of your contacts within a group to follow up on an event.



MORE ADVANCED FEATURES





Connecting people in
a greener world




Régis Birgel
Chief Connection Officer at Smart
Connections
Happy to connect! 🌱

Lead Capture Direct

 | tel:+32 479 544 958

 | regis@smartconnections.be

 | [linkedin.com/in/rbirgel](https://www.linkedin.com/in/rbirgel)

Profile Connections Insights Settings



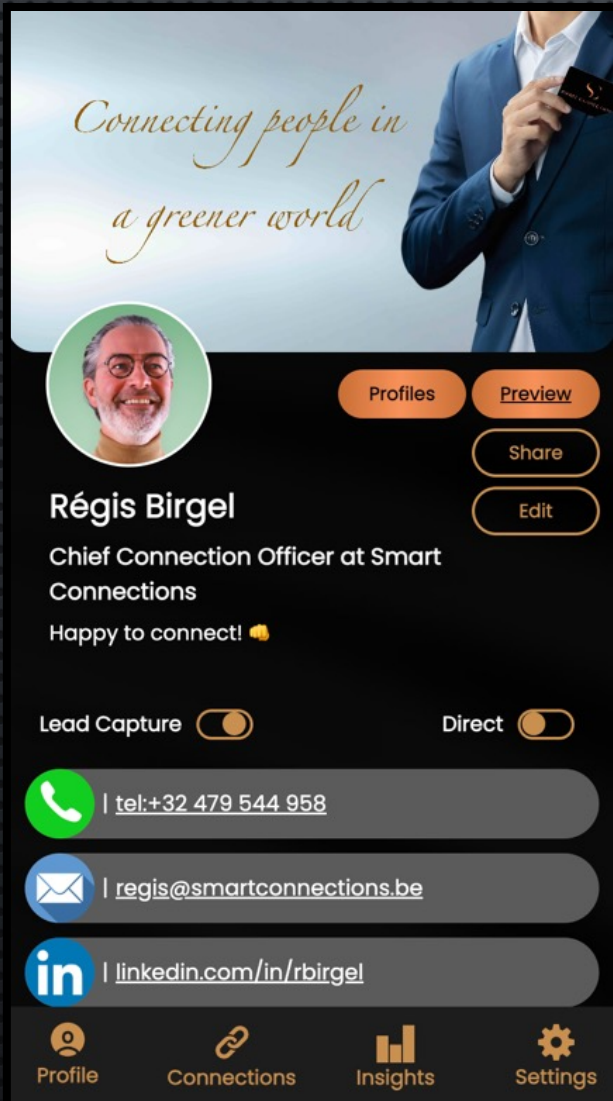
When toggling the <Direct> button to the right, you can decide to share only one piece of your information with a contact.

Attention:


You cannot use both features ('Lead Capture' – 'Direct') at the same time.



MORE ADVANCED FEATURES





Connecting people in
a greener world








Régis Birgel
Chief Connection Officer at Smart
Connections
Happy to connect! 🗨️

Lead Capture Direct

 | [tel:+32 479 544 958](tel:+32479544958)

 | regis@smartconnections.be

 | [linkedin.com/in/rbirgel](https://www.linkedin.com/in/rbirgel)

 Profile  Connections  Insights  Settings


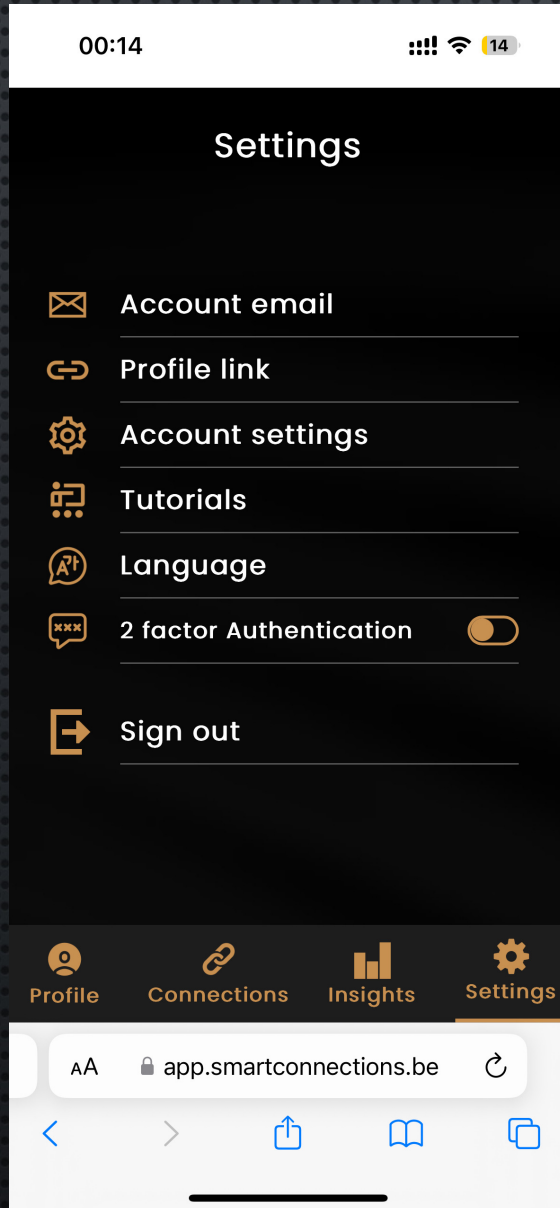
Profiles Preview Share Edit

Profiles

The <Profiles> function will allow you to create multiple profiles next to your main profile.



SETTINGS



The <Settings> option should be used to :

- reset your password ('Account settings')
- change the language of your app interface ('Language')
- Activate 2FA to increase security when using the app ('2 factor Authentication')
- have a very brief overview of how to use the app ('Tutorials')
- sign out ('Sign out') of your account.

